

ADT MINI



ON-POWER DEHYDRATION OF TRANSFORMERS

FOR VERY HEAVY WORKING CONDITIONS
ON POWER RECOVERY OF DIELECTRIC STRENGTH
LIFE EXTENSION OF TRANSFORMER
REMOTE PROCESS CONTROL AND MONITORING
**EASY CHECK OF FUNCTION VIA YOUR HANDY
ON-LINE DIELECTRIC SCREENING
EASY VERIFICATION BY LAB RESULTS**
PLUG & PLAY INSTALLATION
MINIMUM SUPERVISION AND/OR MAINTENANCE

Copyright: Ing. ALTMANN 2020
C:\MANUAL\ADT MINI \ VERSION 2020

Fa. Ing. Altmann ARS Altmann Group, Machova 142, 344 01 Domazlice, Czech Republic, European Union
Tel:+420-379 738 778, Fax:+420-379 738 775, Cell phone:+420-602 362 157 email:altmann@iol.cz, www.ars-altmann.com;

Drying of transformers

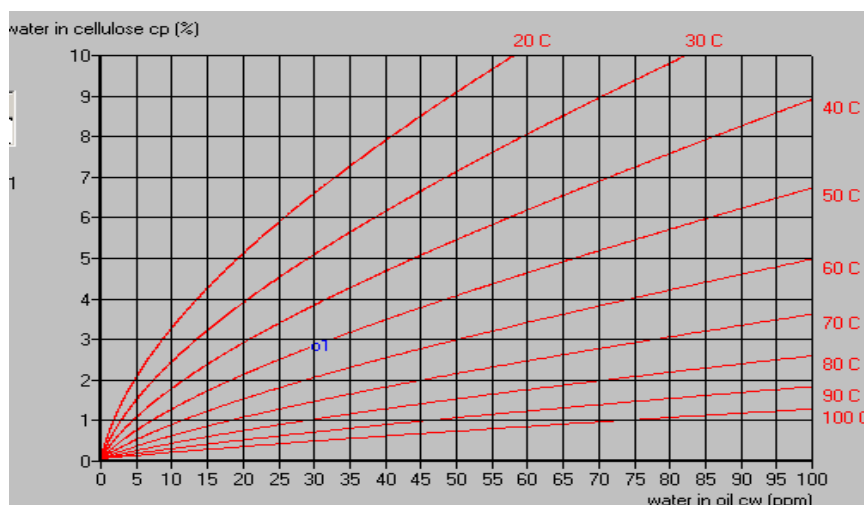
The presence of moisture in the transformer, to whatever degree, actually harms the insulation which will be permanently damaged. Drying methods can substantially reduce that deterioration.

The **ADT Mini** is intended for mobile and preventative use on transformers with more than 2 - 2.5% water content in the cellulose and with particle contamination. The **quick restoration of safe dielectric conditions, life-extending features and remote control** also forms part of this concept. The system is especially suitable for drying of transformers situated in narrow, hardly accessible spaces.

Main features

- ❑ **Easy and safe installation and commissioning:** all procedures are computer controlled to avoid any human lapses and errors
- ❑ **No disconnection of the transformer under treatment, normally not even during installation of dehydrator (Plug & Play design)**
- ❑ **No air venting after installation:** hydraulical interconnections to a transformer oil filling are set under vacuum and subsequently rinsed by oil
- ❑ **Moisture and particles content can be reduced to the level of a new transformer**
- ❑ **Quick restoration of dielectric strength of oil**
- ❑ **No impact on the insulating oil properties and DGA**
- ❑ **Direct check of dehydration efficiency based on amount of removed water:** calculated as the product of difference input-output water content in oil (2 x humidity sensors) x precise volumetric reading of oil throughflow
- ❑ **Easy and safely replacement of adsorbent cartridges and filters without a potential oil spill:** the oil is removed before replacement and forced back to the oil filling of transformer
- ❑ **Easy control of function by SMS via your handy**
- ❑ **Remote monitoring & control of drying process: all relevant data are recorded and displayed (printed) as easy comprehensive diagrams**
- ❑ **Calculation of actual value of dielectric strength (Ud-value) of oil during the whole dehydration**
- ❑ **Easy verification of simulated Ud-values by lab reading(s) by means of Verification diagram**
- ❑ **DOG (Dynamic Overdrying Guard) procedure inhibits the overdrying of hard insulants**

HOW MUCH MOISTURE IS “TOO MUCH MOISTURE” ?



Moisture enters the transformer either through external contamination, or is generated internally by the oxidation (ageing) of insulants. In either case, practically all the water present in the transformer (over 98%) is contained in solid insulants because the cellulose is very hygroscopic.

Figure shows the equilibrium relationship between the water content in the oil Q_w (ppm) and cellulose Q_p (weight %) at different operational temperatures.

Example: **10MVA Transformer, 700 kg cellulose, 6000 kg oil**

Sampling temperature 50C, $Q_w = 30$ ppm of water in the oil $\rightarrow Q_p = 2.9\%$ weight percent of water in the cellulose

Total amount of water in the cellulose: $700 \times 0.029 = 20.3$ kg

Total amount of water in the oil : $6000 \times 0.000030 = 0.18$ kg

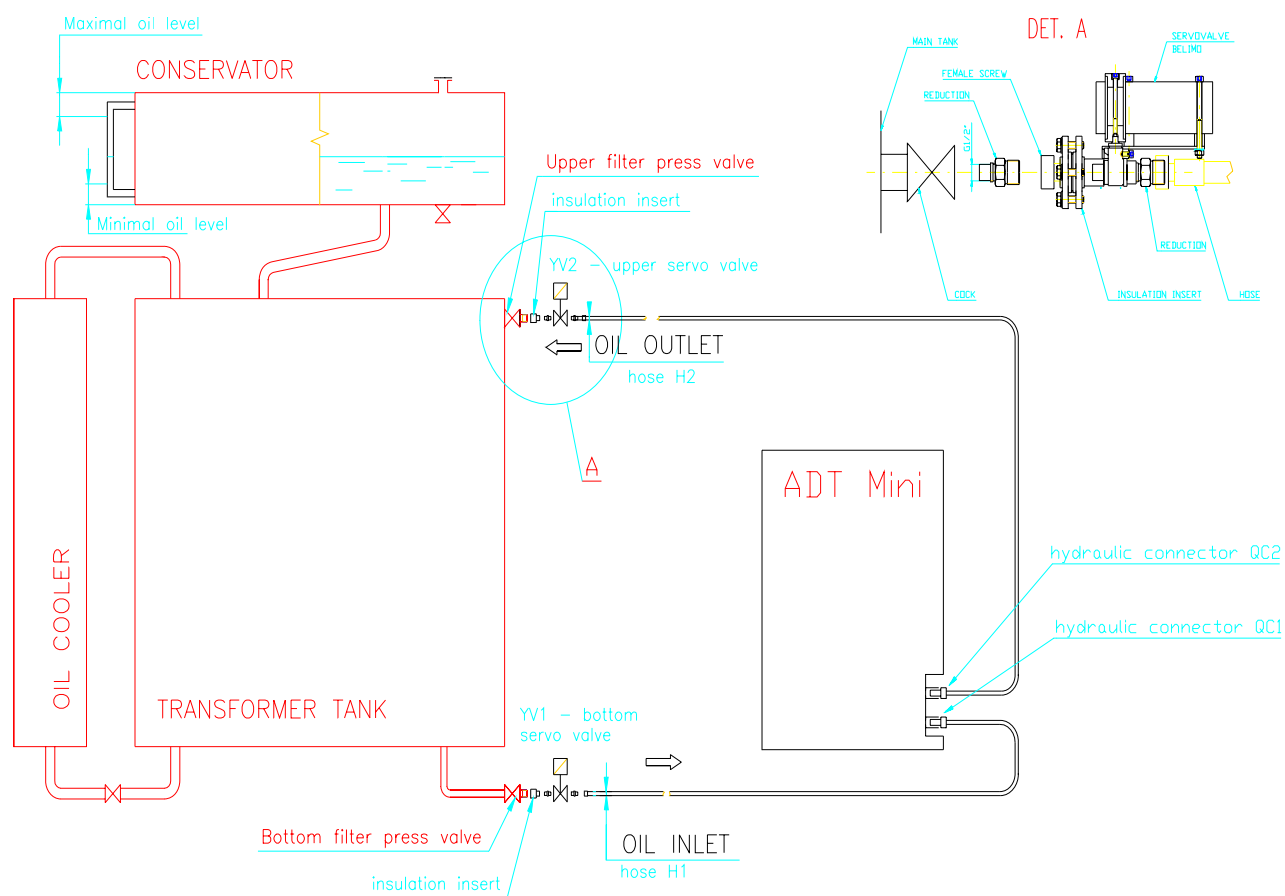
If one wishes to reduce the moisture to an acceptable 2% boundary then: $700 \times (0.029 - 0.02) = 6.3$ kg water must be removed from the transformer.

The effect of moisture on the transformer is summarized in Table 1.

Qp (weight % in paper)	Transformer condition
0.5	new or highly dried
2.0	acceptable condition
3.3	paper starts to deteriorate
4.5	flashover possible at 90C
7.0	flashover possible at 50C
8.0	who knows ?

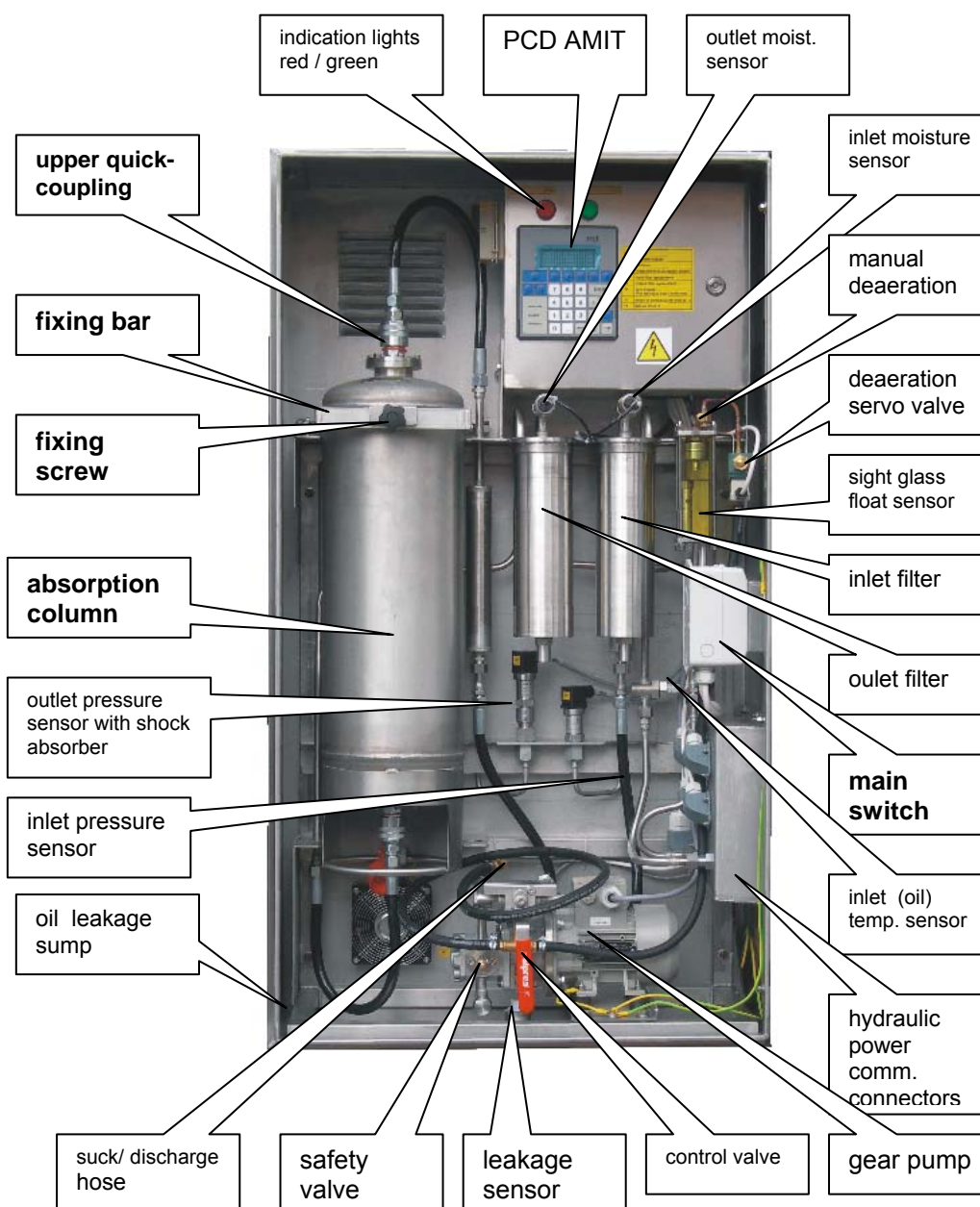
In order to avoid the deterioration of solid insulants, the moisture content should be kept under 2%. If the moisture level is suspected to exceed 2% , the transformer must be dehydrated as a matter of preventive maintenance. For basic information about moisture impact in the dielectric behaviour of a transformer See www.ars-altmann.com / TRACONAL or / News.

INSTALLATION



Specification

Power supply voltage	1 phase 230 VAC (or on demand)
Power supply frequency	50 (60) Hz
Power consumption:	200 W
Oil throughput	7.5 m ³ per day maximum
Outlet water content	5 ppm nominal , 1 ppm minimum
Outlet filtering grade	1 µm
Absorption capacity	2.6 kg of water
Installation options	mobile unit / permanently installed
Dry weight (without oil)	183 kg
Operating weight (oil filled)	200 kg
Dimensions	700x600x1240 (mm)
Hydraulical connection	2 x flexible 1/2" hose
Communication:	GSM modem, LAN link, Internet, SMS



Internal layout of main components in ADTmini (open front door)

Contacts

Producer:

ARS - ALTMANN RECOVERY SYSTEMS

Machova 142, 344 01 Domazlice
Czech Republic
tel.: + 420 379 788 391, + 420 379 738 778
fax.: + 420 379 738 775
handy: + 420 602 362 157
e-mail: altmann@iol.cz
www.ars-altmann.com

OUR PARTNERS

Fa. Andreas Henghuber
ARS - Altmann Systems
Eggenfeldener Str. 59 D – 84326
Falkenberg
Germany
Tel. +49(0) 8727 7180
Fax.. +49(0) 8727 96 9827
mob: +49(0) 171 547 5391
e-mail: Ahenghuber@t-online.de

STEVO Electric BVBA
Hamsesteenweg 22/6
3971 Leopoldsburg Heppen
Contact person: Stefaan Volkaert
Tel.: +32 11 341001
Fax.: +32 11 347977
Mob.: +32475823954
Stefaan.volkaert@stevoelectric.be
www.stevoelectric.be

**Boston Home Inc.
Industrial Supply**
168 Apo St., Sta. Mesa Heights
Quezon City, Philippines
Tel +632 4123726
Fax +632 4150130
Contact person: Mr. Bernard
Tiongson

**Wuhan HengCheng
EletriQpower Tech. Co.Ltd.**
802 Room 5 Building
Wuhan, Hubei 430074
P.R.of China
Contact person: Mr. Yan Jie
Tel.:+86-27-87496061
Fax.:+86-27-59715145
Handy:+86-13909241723
Web site:www.hchco.cn
E-mail: hcqiye_wh_yj01@163.com.cn

METRACO Energy Ltd
38 Addington Street
Ramsgate CT11 9JQ England
Mülheimer Str. 1
56220 Bassenheim Germany
Contact person : Mr.Schmitz
Tel: + 49 172 1966 077 Germany
Tel: + 33 6 07 53 47 36 France
skype: metracoenery
email: bs@metraco-energy.com
Web: www.metraco-energy.com

**MTC Power Technology
Ltd.**
Kallipoleos and Ifigenias I,
Office 501, Amara 30
Nicosia 1055, CYPRUS, EU
Email: sales@mtQpowertec.eu
Fax: +357 (22) 752009

VH Ingeniería
Ing. Luiggi 719- Bahia Blanca
Bahia Blanca – Buenos Aires
QPA (B8000JUO)
Argentina
Contact person:
Mr. Victor Vercellino
tel.: 54-291-4525662
handy: 54-291-154622310
E-mail:
victor.vercellino@gmail.com

**CTR Manufacturing
Industries Limited**
403B, Turf Estate, Shakti Mills
Lane, Mahalaxmi (West)
MUMBAI 400011,
INDIA
Contact person:
Mr. D.S.Jain
e-mail: powerquality@ctr.in
TEL : 91.22.24920454

**Integrated Golden Solutions
Company (IGS)**
PO Box 11546, Industrial Jubail
city 31961, KSA
+966 13 362 8080 Fax: +966 13
362 2020,
Contact person. Mr. Gert Coetzee
Mob: +966 55 614 0055

**Technology Transfer Group
Corporation (TT-Group)**
Add: No.15 Lane 71, Do Quang
street, Tran Duy Hung Avenue,
Trung Hoa, Cau Giay District,
Hanoi, Vietnam
Contact person: Mr. Trinh Ngoc Anh
handy: : +84 904 166 095
E-mail: anhtn@tt-group.com.vn

KOM & S Corp.
Baek SANG BLDG, ROOM
#1501
12 INSADONG 7GIL
,JONGNOGU
SEOUL KOREA ,03149
Contact: Mr. **JUN-OUNG,PARK**
Phone : +82-2-733-1406
Fax : +82-2-732-1479
Mobile : +82-10-8739-4416
e-mail.: whr24@hanmail.net

Wilatrans Engineering
NO. 22, JALAN PERUSAHAAN
AMARI, TAMAN
PERUSAHAAN AMARI,
KAWASAN PERINDUSTRIAN
BATU CAVES, 68100 KUALA
LUMPUR , Malaysia
Contact : Dr. Palvinder
Phone: +603-6178 2809
email : palvin18@gmail.com